


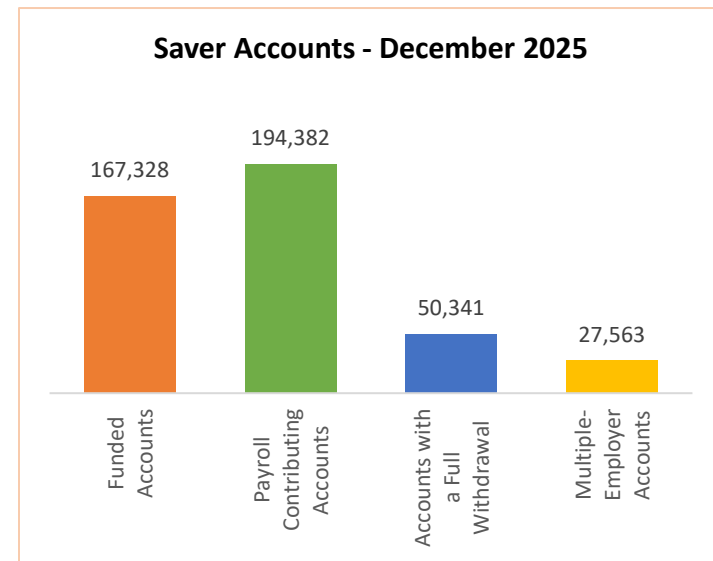
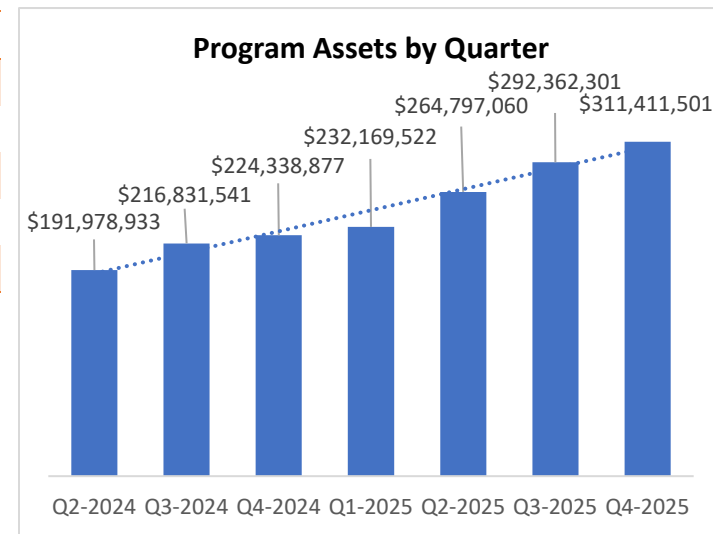


# Monthly Dashboard – December 2025\*

 <b>Program</b>	<b>Current</b>	<b>November 2025</b>	<b>Change</b>
• Total Assets	\$311,411,500.75	\$305,039,698.38	\$6,371,802.37
• Total Contributions	\$339,969,034.13	\$332,551,320.14	\$7,417,713.99
• Total Withdrawals	(\$109,751,355.14)	(\$107,092,807.58)	\$2,658,547.56
• Total Monthly Contributions	\$7,062,284.64	\$6,051,979.22	\$1,010,305.42
• Total Monthly Withdrawals	(\$2,458,798.38)	(\$2,370,172.88)	\$88,625.50

 <b>Saver</b>	<b>Current</b>	<b>November 2025</b>	<b>Change</b>
• Total Funded Accounts	167,328	164,416	2,912
• Payroll Contributing Accounts	194,382	191,337	3,045
• Multiple-Employer Accounts	27,563	26,997	566
• Self-Enrolled Funded Accounts	278	274	4
• Accounts with a Full Withdrawal	50,341	49,716	625
• Accounts with a Partial Withdrawal	8,540	8,395	145
• Full Withdrawal Rate	25.90%	25.98%	(0.08%)
• Average Monthly Contribution Amount	\$165.06	\$147.43	\$17.63
• Average Contribution Rate	6.20%	6.22%	(0.02%)
• Average Funded Account Balance	\$1,861.08	\$1,855.29	\$5.79
• Effective Opt-Out Rate	36.94%	37.11%	(0.17%)

 <b>Employer</b>	<b>Current</b>	<b>November 2025</b>	<b>Change</b>
• Total Registered	25,820	25,688	132
• Total Added Employee Data	29,157	28,906	251
• Total Submitting Payroll Deductions (Since Inception)	12,142	11,872	270
• Total Submitting Payroll Deductions (Last 90 Days)	8,138	7,970	168
• Total Exempted	70,089	69,503	586



\*Data as of December 31, 2025