


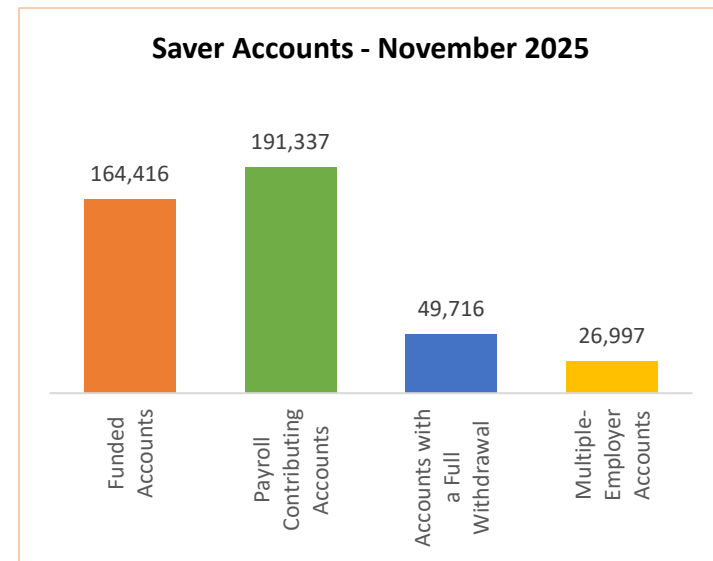
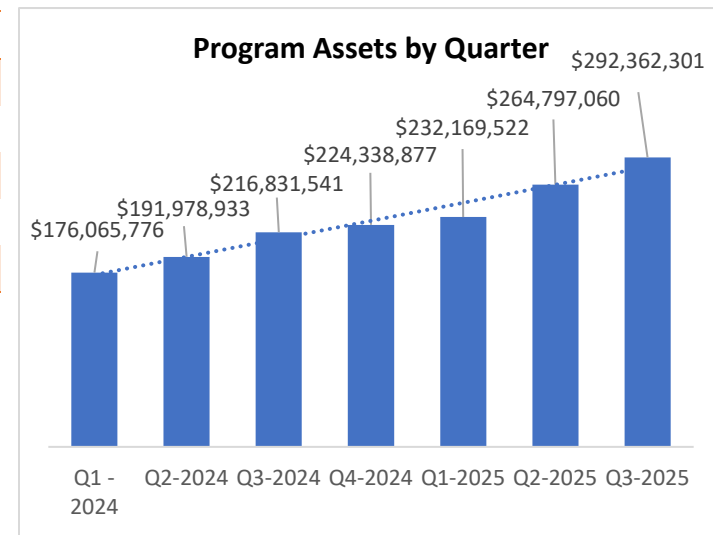


Monthly Dashboard – November 2025*

 Program	Current	October 2025	Change
• Total Assets	\$305,039,698.38	\$300,142,909.12	\$4,896,789.26
• Total Contributions	\$332,551,320.14	\$326,499,340.92	\$6,051,979.22
• Total Withdrawals	(\$107,092,807.58)	(\$104,722,634.70)	\$2,370,172.88
• Total Monthly Contributions	\$6,051,979.22	\$7,174,647.89	(\$1,122,668.67)
• Total Monthly Withdrawals	(\$2,370,172.88)	(\$3,485,334.20)	(\$1,115,161.32)

 Saver	Current	October 2025	Change
• Total Funded Accounts	164,416	162,380	2,036
• Payroll Contributing Accounts	191,337	189,199	2,138
• Multiple-Employer Accounts	26,997	26,530	467
• Self-Enrolled Funded Accounts	274	273	1
• Accounts with a Full Withdrawal	49,716	49,193	523
• Accounts with a Partial Withdrawal	8,395	8,258	137
• Full Withdrawal Rate	25.98%	26.00%	(0.02%)
• Average Monthly Contribution Amount	\$147.43	\$171.88	(\$24.45)
• Average Contribution Rate	6.22%	6.24%	(0.02%)
• Average Funded Account Balance	\$1,855.29	\$1,848.40	\$6.89
• Effective Opt-Out Rate	37.11%	37.21%	(0.10%)

 Employer	Current	October 2025	Change
• Total Registered	25,688	25,529	159
• Total Added Employee Data	28,906	28,381	525
• Total Submitting Payroll Deductions (Since Inception)	11,872	11,659	213
• Total Submitting Payroll Deductions (Last 90 Days)	7,970	7,818	152
• Total Exempted	69,503	69,239	264



*Data as of November 30, 2025